



August 2023 Police Report

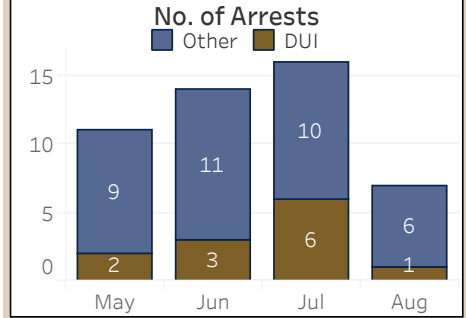
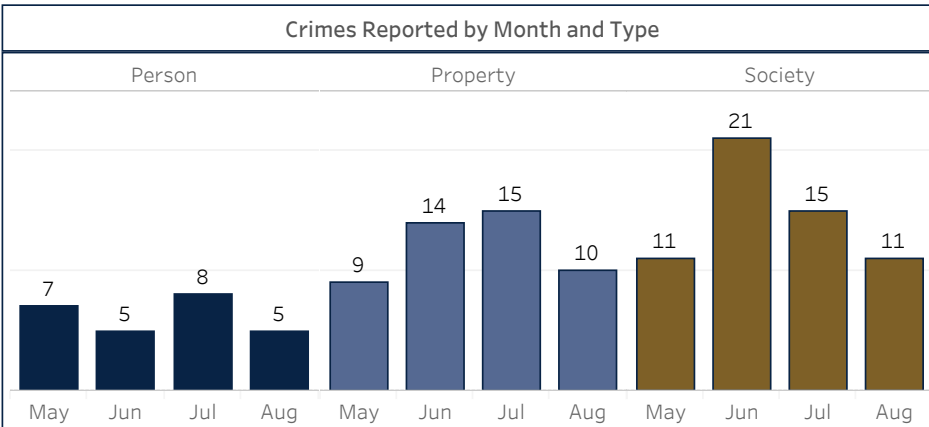
Release Date 2023-09-14

Offenses Reported¹

| Type | 2020 | 2021 | 2022 | 2023 YTD |
|-------------------------|-------------|-------------|-------------|------------|
| Person | 62 | 74 | 110 | 38 |
| Property | 99 | 59 | 92 | 63 |
| Society | 50 | 52 | 67 | 72 |
| Total Crimes | 211 | 185 | 269 | 173 |
| Crimes/1,000 Pop | 19.0 | 13.8 | 17.7 | |

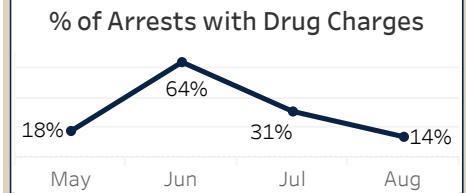
Case Report Types

- Person Crimes** = murder, manslaughter, rape/sodomy, assault, intimidation and kidnapping offenses
- Property Crimes** = robbery, burglary, larceny/theft, arson, destruction of property, counterfeiting, fraud, embezzlement, blackmail and stolen property offenses
- Society Crimes** = drugs/narcotics, gambling, pornography, prostitution and weapons law violations



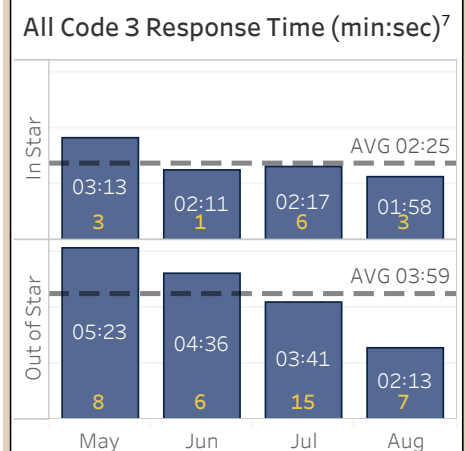
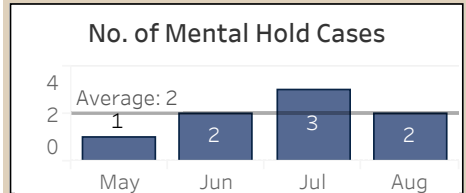
Police Activity²

| | 2023 Monthly Avg ³ | May | Jun | Jul | Aug | August 2022 |
|---------------------------------|-------------------------------|-------|-------|-------|-------|-------------|
| Citizen Calls for Service (CFS) | 319 | 347 | 337 | 371 | 352 | 326 |
| Proactive Policing | 1,466 | 1,882 | 1,358 | 1,348 | 2,005 | 1,128 |



Select Call Types

| | 2023 Monthly Avg ³ | May | Jun | Jul | Aug | August 2022 |
|-----------------------------------|-------------------------------|-----|-----|-----|-----|-------------|
| Crash Response | 25 | 20 | 22 | 28 | 29 | 26 |
| Crisis/Mental Health ⁴ | 10 | 9 | 9 | 9 | 14 | 8 |
| Domestic Violence | 6 | 6 | 4 | 5 | 7 | 8 |
| Juvenile Activity | 13 | 18 | 14 | 12 | 20 | 8 |
| Location Checks ⁵ | 451 | 568 | 408 | 351 | 518 | 409 |
| Property Crime Calls ⁶ | 19 | 19 | 18 | 23 | 21 | 21 |
| School Checks | 62 | 90 | 41 | 54 | 72 | 71 |
| Traffic Stops | 313 | 395 | 278 | 271 | 415 | 172 |
| Welfare Checks | 22 | 24 | 22 | 12 | 24 | 21 |



¹Offense Reports are compiled from NIBRS RMS. ²Police Activity reflects calls within the City of Star and all calls dispatched with a Star deputy. ³Monthly averages are based on all prior months of the current year. ⁴Calls are for Crisis, Mental Holds, and Suicidal Subjects. ⁵Location checks include Construction Site, Property, and Security checks. ⁶Property Crime Calls include Theft, Vandalism, Burglary, Fraud. ⁷Code 3 Calls represent all incidents that are routed at Priority 3, where Priority 3 calls require an immediate emergency response.