



July 2023 Police Report

Release Date 2023-08-18

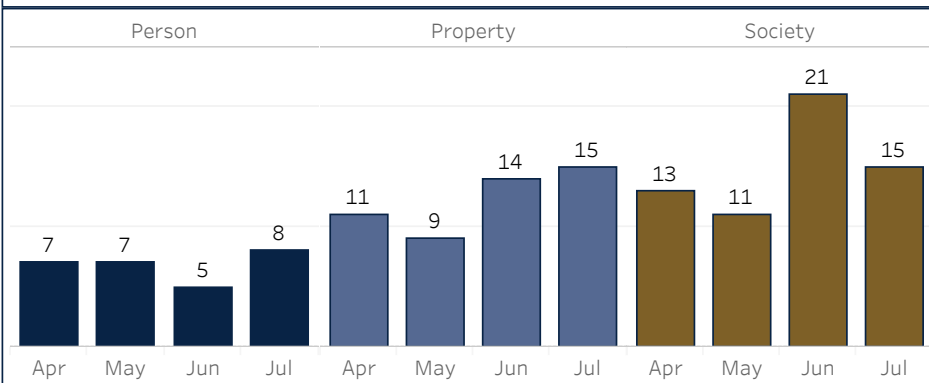
Offenses Reported¹

Type	2020	2021	2022	2023 YTD
Person	62	74	110	38
Property	99	59	92	59
Society	50	52	67	75
Total Crimes	211	185	269	172
Crimes/1,000 Pop	19.0	13.8	17.7	

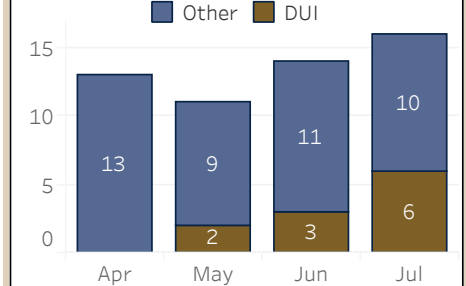
Case Report Types

- Person Crimes** = murder, manslaughter, rape/sodomy, assault, intimidation and kidnapping offenses
- Property Crimes** = robbery, burglary, larceny/theft, arson, destruction of property, counterfeiting, fraud, embezzlement, blackmail and stolen property offenses
- Society Crimes** = drugs/narcotics, gambling, pornography, prostitution and weapons law violations

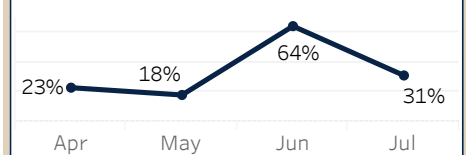
Crimes Reported by Month and Type



No. of Arrests



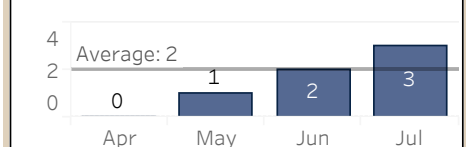
% of Arrests with Drug Charges



Police Activity²

	2023 Monthly Avg ³	Apr	May	Jun	Jul	July 2022
Citizen Calls for Service (CFS)	305	337	347	337	371	341
Proactive Policing	1,396	1,555	1,882	1,358	1,348	1,054

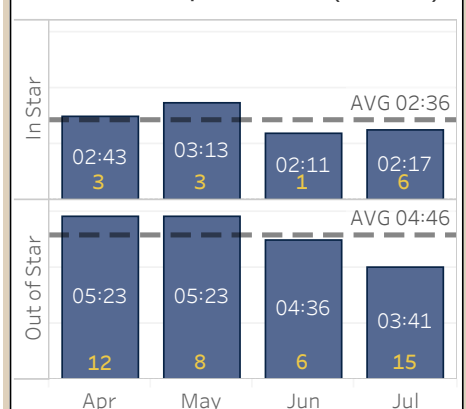
No. of Mental Hold Cases



Select Call Types

	2023 Monthly Avg ³	Apr	May	Jun	Jul	July 2022
Crash Response	25	31	20	22	28	29
Crisis/Mental Health ⁴	10	6	9	9	9	10
Domestic Violence	6	6	6	4	5	6
Juvenile Activity	13	14	18	14	12	4
Location Checks ⁵	451	476	568	408	351	382
Property Crime Calls ⁶	19	21	19	18	23	23
School Checks	62	84	90	41	54	39
Traffic Stops	313	332	395	278	271	184
Welfare Checks	22	24	24	22	12	26

All Code 3 Response Time (min:sec)⁷



¹Offense Reports are compiled from NIBRS RMS. ²Police Activity reflects calls within the City of Star and all calls dispatched with a Star deputy. ³Monthly averages are based on all prior months of the current year. ⁴Calls are for Crisis, Mental Holds, and Suicidal Subjects. ⁵Location checks include Construction Site, Property, and Security checks. ⁶Property Crime Calls include Theft, Vandalism, Burglary, Fraud. ⁷Code 3 Calls represent all incidents that are routed at Priority 3, where Priority 3 calls require an immediate emergency response.