



October 2023 Police Report

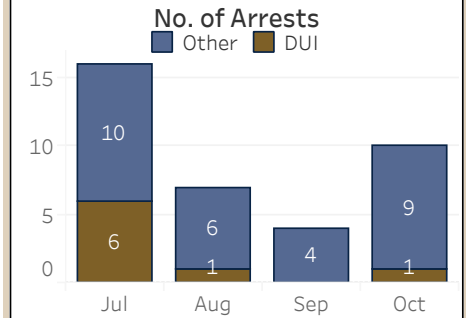
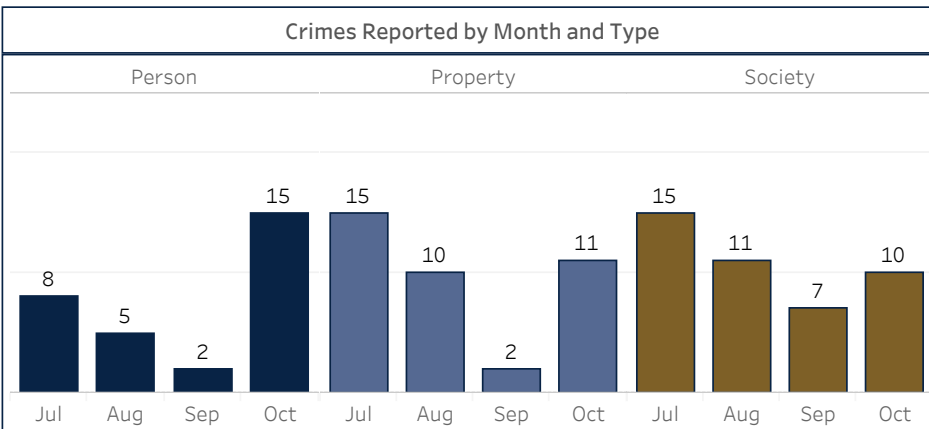
Release Date 2023-11-16

Offenses Reported¹

Type	2020	2021	2022	2023 YTD
Person	62	74	110	70
Property	99	59	92	87
Society	50	52	67	110
Total Crimes	211	185	269	267
Crimes/1,000 Pop	19.0	13.8	17.7	

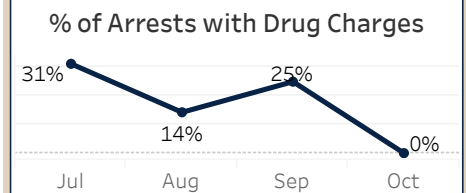
Case Report Types

- Person Crimes** = murder, manslaughter, rape/sodomy, assault, intimidation and kidnapping offenses
- Property Crimes** = robbery, burglary, larceny/theft, arson, destruction of property, counterfeiting, fraud, embezzlement, blackmail and stolen property offenses
- Society Crimes** = drugs/narcotics, gambling, pornography, prostitution and weapons law violations



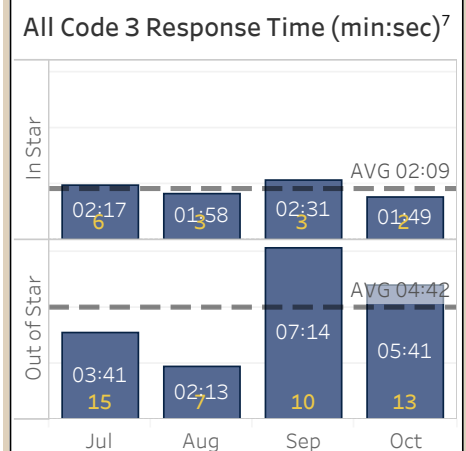
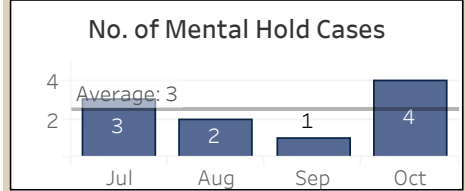
Police Activity²

	2023 Monthly Avg ³	Jul	Aug	Sep	Oct	October 2022
Citizen Calls for Service (CFS)	319	371	352	310	307	329
Proactive Policing	1,466	1,348	2,005	1,622	1,611	862



Select Call Types

	2023 Monthly Avg ³	Jul	Aug	Sep	Oct	October 2022
Crash Response	25	28	29	25	22	30
Crisis/Mental Health ⁴	10	9	14	14	14	13
Domestic Violence	6	5	7	2	5	4
Juvenile Activity	13	12	20	24	19	12
Location Checks ⁵	451	351	518	430	394	337
Property Crime Calls ⁶	19	23	21	13	26	21
School Checks	62	54	72	72	49	38
Traffic Stops	313	271	415	284	254	172
Welfare Checks	22	12	24	19	24	22



¹Offense Reports are compiled from NIBRS RMS. ²Police Activity reflects calls within the City of Star and all calls dispatched with a Star deputy. ³Monthly averages are based on all prior months of the current year. ⁴Calls are for Crisis, Mental Holds, and Suicidal Subjects. ⁵Location checks include Construction Site, Property, and Security checks. ⁶Property Crime Calls include Theft, Vandalism, Burglary, Fraud. ⁷Code 3 Calls represent all incidents that are routed at Priority 3, where Priority 3 calls require an immediate emergency response.