



JANUARY 2022 POLICE REPORT

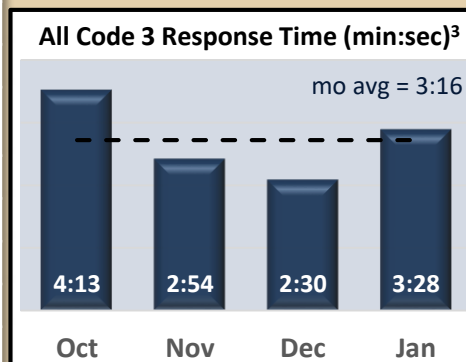
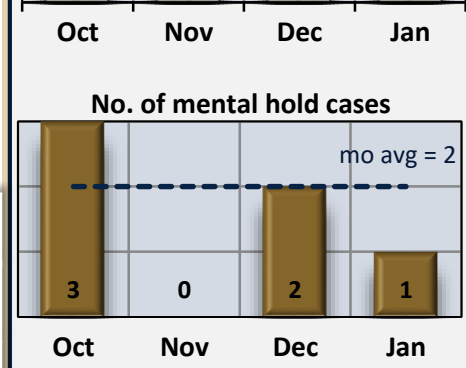
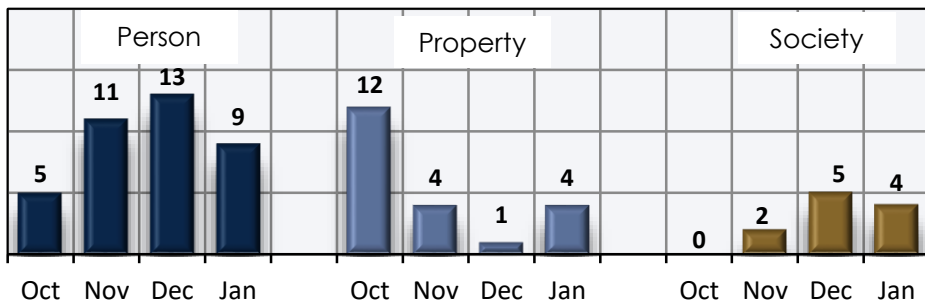
(Released February 16, 2022)

Case Reports ¹	2022					
	2019	2020	2021	Projected	Jan	Offenses YTD
Crimes (#)	180	202	189	199	17	17
Person	56	63	79	89	9	9
Property	104	109	72	63	4	4
Society	20	30	38	47	4	4
Case Type/ Pop (#/1000 population)	16.4	17.0	14.1	14.9		

Case Report Types

- **Person Crimes** = murder, manslaughter, rape/sodomy, assault, intimidation and kidnapping offenses
- **Property Crimes** = robbery, burglary, larceny/theft, arson, destruction of property, counterfeiting, fraud, embezzlement, blackmail and stolen property offenses
- **Society Crimes** = drugs/narcotics, gambling, pornography, prostitution and weapons law violations

Crime Types by Month (Oct 2021 – Jan 2022)



Police Activity ⁴	Monthly Average ²	Oct-21	Nov-21	Dec-21	Jan-22	Jan-21
Citizen calls for service (CFS)	207	205	205	206	214	212
Proactive Policing	544	566	550	544	401	514
Selected Call types						
Domestic Violence	4	6	3	1	8	4
Crisis/Mental Health/CIT	5	3	2	9	9	4
Juvenile Activity	15	17	12	17	13	14
School Checks	46	42	45	48	30	47
Traffic stop	108	93	122	109	58	106
Crash Response	20	23	24	16	23	18
Welfare Checks	17	20	19	12	15	16
Property Calls ⁵	9	13	8	6	12	8

¹Case Reports are compiled from ITS (Pre-NIBRS). ²Monthly averages are based on the identified 2021 months. ³Code 3 calls - Represents ALL incidents that are routed at Priority 3, where Priority 3 calls require an immediate emergency response. ⁴Police Call data reflects calls within the City of Star and all dispatched calls with a Star Deputy. ⁵Property Calls include calls for theft, vandalism, burglary, and fraud.